

Contact:
One of the accredited contractors of
Messe München GmbH listed below

Exhibitor

Hall / Stand no.

Outdoor exhibition area / Block

VAT no.

Contact

Street / P.O. Box

E-mail

Country / Town / Postcode

Tel. with area code and ext.


Fax with area code and ext.

We hereby order—in the name and for account of the registered main exhibitor—subject to the terms of business detailed on page 3.
Orders in the name of co-exhibitors are not possible.

Quantity	Item no.	Description	EUR/unit
	32900	Fixing point (max. permissible perpendicular load: 100 kg. Not suitable for chain hoists.	181.00
	32908	Fixing point for the usage of hoisting gear (manual or power chain hoists, max. permissible perpendicular load: 100 kg). Hoisting gear is not included in the price.	205.00
	32979	Drop (extension of fixing point for simplified adjustment)	30.50

Quantity	Item no.	Description	EUR/unit
	32980	Installation and dismantling of an advertising medium (flag, banner, etc.) plus the required fixing points (please ask for a quote if more than one advertising medium, a medium weight of > 50 kg and / or > 4 m ² in size are needed).	266.00

Maximum permissible perpendicular load is 100 kg per fixing point.
Maximum area load is 5 kg/m² (Halls C5–C6: 20 kg/m²) of stand space (distributed uniformly over floor area).



Please note: Precise details of the location and height of the required fixing points must be provided to enable your order to be processed.
It is essential that a to-scale stand layout plan (scale 1:100 or 1:50) be enclosed.

The suspension of stand elements is **prohibited**, as is the securing of stand elements or exhibits via suspension units!

Plan sketches must be submitted for fixing point installation.

For orders/plans received ten days or later prior to the official setup period, a surcharge (item 32944: EUR 50.00) per fixing point will apply.

■ Electrical Connection and Cabling for Lighting Systems

The power supply cable is generally run from the stand area directly to the given lighting system (no access points available on hall ceiling). The electrical connection required for this purpose must be ordered via Form 3.1 / the Exhibitor Shop, respectively be considered in the general order for electrical connections. The power supply cable can also be run from the stand area to the given lighting system via the hall ceiling, on request. Please ask us for a quote. Trusses with lighting systems are to be equipped by the system installer with additional protective potential equalization (copper, min. 10 mm²) as per VDE 0100 part 711. See notes on page 3 (Safety, item 5.)

We are also able to supply you with any other event technology equipment you may require in addition to the above. We would be pleased to contact you by telephone for consultation.

Contact

Phone number

■ Messe München GmbH contractors

For halls A1–A2, B0–B2,
C1–C2, C5–C6:

Neumann & Müller GmbH

Tel. +49 89 5003615-10

Fax +49 89 5003615-99

messe.muenchen@NeumannMueller.com

For halls A3–A6, B3–B6,
C3–C4:

True Logik GmbH

Tel. +49 89 949-28967

Fax +49 89 949-28962

info@truelogik.com

Please provide phone number and address of stand builder:

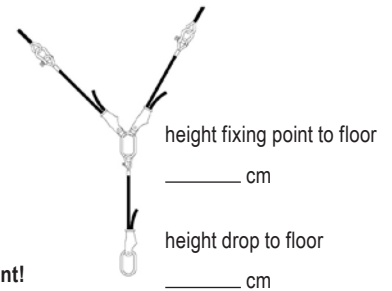
Place / date

Company stamp and legally binding signature of exhibitor


Exhibitor	Hall / Stand no.	Outdoor exhibition area / Block
VAT no.	Contact	
Street / P.O. Box	E-mail	
Country / Town / Postcode	Tel. with area code and ext.	Fax with area code and ext.

The following details are a mandatory requirement for the processing of your order:

- Precise locations of fixing points.
- Height of fixing points measured from hall floor (please observe maximum construction height): _____ cm
Please take the length of the steel cable or other anchoring materials into account.
- Height of drops (if ordered) measured from hall floor: _____ cm
- Total weight of construction to be suspended: _____ kg (see also page 3)
- Please include an arrow pointing north in the drawing or indicate the location of the neighboring stands.
- Date by which fixing points should be ready: _____



It is imperative that the responsible subcontractor be consulted with regard to the use of hoisting equipment!



Scale 1 : 100 (1 m = 1 cm)
1 : 50 (1 m = 2 cm)

■ Terms of business for installation of items suspended from hall ceilings

■ Safety

1. For safety reasons, the following types of suspensions are not permitted:
 - Items suspended from stand elements
 - Suspensions intended to support stand elements or exhibits (stand elements and exhibits must be independently secured)
 - Items suspended from the ceiling with a rigid or frictional connection to the hall floor.
2. The suspension units may only be altered (e.g. opening a bridle) by one of Messe München GmbH's accredited service partners.
3. It is imperative that the responsible subcontractor of Messe München GmbH be consulted with regard to the use of hoisting equipment (e.g. chain hoist, motor hoist).

Please note:

- Load-bearing end-to-end cable connections
- may not be implemented using cable clamps
 - must conform with DIN 56950

4. With regard to the attachment and securing of objects to be suspended, pertinent safety regulations and in particular the provisions of the German Statutory Accident Insurance, DGUV Regulation 1 (Principles of Prevention), DGUV Regulation 17 (formerly BGV C1), DGUV Regulation 54 (formerly BGV D8), BGI 810-3 and, if applicable, VStättV (German safety code governing places of public assembly) must be observed (see also notice on "Suspension Units and Means of Attachment").
5. Cross-beams with lighting systems are to be equipped by the system installer with additional equipotential bonding protection (copper, min. 10 mm²) as per VDE 0100 part 711. The connection point for the equipotential bonding on the hall floor is to be ordered via form 3.1. The equipotential bonding lead between this transfer point and the cross-beam with lighting system may be carried out by the exhibitor's own electricians or be ordered for execution by Messe München GmbH's accredited electrical contractor.

■ Technical details and important information

1. To the extent structurally feasible, Messe München GmbH's will provide the exhibitor with a fixing point at the desired position above the stand floor area and within the stand perimeter.
Please note: Constructions to be suspended may be placed only within the stand area. Messe München GmbH's will review documentation submitted for feasibility of the desired fixing points.
2. Suspension of items from the hall ceilings will be carried out exclusively through contractor companies certified by Messe München GmbH.
3. Each suspension point on the hall ceiling structures may carry a maximum 100 kg **perpendicular load**. The maximum area load is 5 kg/m² (Halls C5–C6: 20 kg/m²) of stand area. For each suspension point, the load must be individually specified and supporting documentation provided on request. Suspension units for heavier loads only on request (any planning costs incurred will be charged to the exhibitor). If a fixing point in Halls A1–A6, B0–B6 or C1–C6 as ordered is not positioned directly beneath a suspension point, the fixing point will be installed using two or three suspension points.
 - Each fixing point (transfer point) ends in an O-ring.
 - Steel cable with a diameter of 6 mm (item no. 32900) and 8 mm (item no. 32908) is used for suspension purposes.
 Any rented equipment and material must be returned to the contracted service company by the end of the dismantling period at the latest. Exhibitors will be invoiced for damage to equipment.
4. Fixing objects to be suspended (light trusses, spotlights, banners, flags, etc.) at the fixing points is the responsibility of the exhibitor or the exhibitor's contractor. Materials required to attach elements to the fixing points are not included in the standard service, but are available for rental from Messe München GmbH upon request.
5. **The main electrical connection for lighting, etc. should be ordered separately using form 3.1.**
6. **Additional equipment:** The power supply cable is generally run from the hall floor to the lighting system. A supply cable can also be run from the hall ceiling, on request (separate offer).

■ Required plan documentation, order deadline

1. For the order to be processed, drafts of the side view elevation and stand area ground plan including projection of fixing points must be submitted (1:100 or 1:50 scale).
The plans must also include total weight of each construction to be hung, distance from fixing points to stand perimeter and their height above the hall floor surface. Please include an arrow pointing north in the drawing or indicate the location of the neighboring stands and let us know the date on which the fixing points are required. If no written details are provided with regard to the height of the required fixing points above the hall floor, they will be fitted at a height of 6 m.
2. Order including complete plan documentation is to be submitted no later than six weeks before the official stand assembly period begins.
In cases of late submission of orders or plan documentation, no guarantee can be given concerning availability of suspension points. **For orders/plans received ten days or later prior to the official setup period, a surcharge (item 32944: EUR 50.00) per fixing point will apply.**
3. Cancellations can only be made up to 14 days prior to the commencement of the official stand assembly period. The services provided up until this point in time are to be remunerated. After this time, Messe München GmbH is entitled but not obliged to provide the services ordered. The additionally provided services are to be remunerated. Any amendment thus constitutes a cancellation of the original order and placement of an additional order.
4. **The measurements supplied to the exhibitor or ordering party should be reviewed, countersigned and returned without delay. The measurements will be used for invoicing purposes. Grievances pertaining to the scope of products and services provided must be addressed to Messe München GmbH's Technical Exhibitor Service prior to stand disassembly in order to allow the opportunity for an appropriate assessment. Subsequent complaints regarding the scope of products or services will not be acknowledged.**
5. Messe München GmbH's General Terms of Contract for Exhibition Services apply additionally. Furthermore, the information and specifications set out in the Notice "Suspension Units and Means of Attachment" to hall ceilings should be observed.

Price information:

Item no.	Product/ Service	Price
32943	Travelling and climbing scaffolding / h	63.50
32940	Cost-plus hourly rate	54.00
32924	Cable up to 6 kW/m	1.70
32925	Cable up to 12 kW/m	3.10
32921	Steel cable / Safety, each	6.80
32926	Aluminium clamps with O-rings, each	13.60
32914	Clevis, each	6.80
32915	Cross-beam adapter / Earthing clamp / each.	6.80
32966	Power supply—hall ceiling Schuko safety socket 230 V/m plus assembly charge	0.95
32967	Power supply—hall ceiling CEE 16 A/m plus assembly charge	1.70
32969	Earthing cable / m plus assembly charge	0.95
32912	Fixing point in Hall B0 / each	95.00